

Mixed/Global

Risk Level

| | | | | | | |
|---|---|---|--------|--------|---|---|
| 1 | 2 | 3 | 4 | 5 | 6 | 7 |
| | | | - Risk | + Risk | | |

Fund data

| | |
|----------------------|--------------|
| Fund type: | UCIT.SICAV |
| Release date: | 2013/10/01 |
| Registered office: | Luxembourg |
| Manager: | CaixaBank AM |
| Custodian: | BNP LUX |
| Auditor: | Deloitte |
| Valuation frequency: | Daily |

Data Class

| | |
|--------------------------------|--------------|
| Type of class: | Accumulation |
| Net asset value at 2024/06/30: | 11,8904 EUR |
| ISIN: | LU1785806040 |
| Bloomberg code: | - |
| Management fee*: | 0,500% |
| Custody fee*: | 0,010% |
| *annual % on fund assets | |
| Minimum entry: | 0 EUR |
| Minimum to maintain: | 0 EUR |
| Currency: | EUR |

| 2024/06/30 | Fund | Class |
|-----------------------------------|--------|-------|
| Total assets (EUR million) | 150,08 | 11,11 |
| Participants | 817 | 54 |

Risk and Performance

Non-complex fund.
 Main risks: market risk, interest rate risk, credit risk, currency risk, risks stemming from investment in derivative financial instruments and investment in emerging markets.

Historical risk information

| | |
|--|--------------|
| 1 year | Class |
| One-year Volatility at 2024/06/30 | 5,98% |



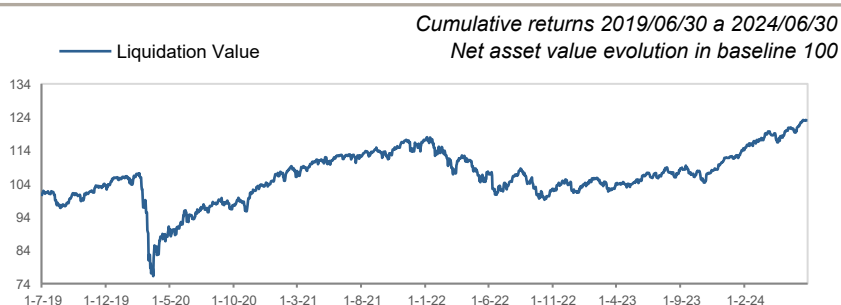
Investment Policy

The Fund's objective is to maximise portfolio returns for each level of risk assumed by investing the appropriate portions of the portfolio in different markets at each point in time.

The Fund may invest in markets worldwide and is not subject to any limitations regarding emerging markets or market liquidity. Investments may be in public and/or private fixed income securities, with no minimum rating limit. The portfolio's average turnover and exposure to the various assets will be adapted to the Investment Committee's expectations. Investment may be in any equities regardless of their market capitalisation.

No thresholds have been set for maximum exposure to fixed income securities, equities or currencies other than the euro.

Historic returns



Cumulative returns (%)

| | 1 month | 3 months | 6 months | 1 year | APR 3 years | APR 5 years |
|--------------|---------|----------|----------|--------|-------------|-------------|
| Class | 3,08% | 2,80% | 9,68% | 15,08% | 3,09% | 4,18% |

Historical and Annual performance %

| | YTD* | 2023 | 2022 | 2021 | 2020 | 2019 |
|--------------|-------|--------|---------|--------|--------|--------|
| Class | 9,68% | 10,76% | -13,51% | 11,72% | -0,26% | 10,84% |

(*) Cumulative returns of the current year

Performance and Risk Statistics 5 years from 2019/06/30 to 2024/06/30

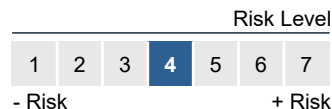
| APR | Best Month | Worst Month | Nº Positive Months | Nº Negative Months | Highest Drop | Recovery Days* |
|--------------|------------|-------------|--------------------|--------------------|--------------|----------------|
| 4,18% | 7,00% | -12,11% | 37 | 23 | -28,91% | 330 |

(*) Number of days elapsed to recover the maximum fall

Details of indirect fees charged are provided in the Fund prospectus.

Past performance is not a reliable indicator of future results.

Mixed/Global



Investment Process

The International and Private Banking Mutual Funds team is responsible for planning the first phase of the distribution of ALBUS and ITER assets.

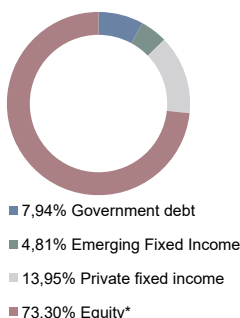
In the second phase, these decisions will be implemented by selecting the most appropriate individual assets, drawing on all of the human and technical resources of CaixaBank AM. This will be supported by the fixed income, equities, alternative investment, fund selection and ETF selection management teams. The end result will be a portfolio with a top-down vision of asset distribution and a bottom-up vision of asset selection.

Manager comment

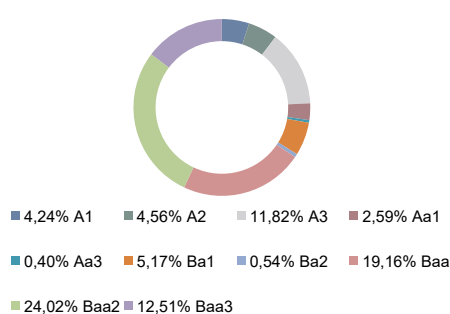
Mixed performance of the equity markets in June, with the American indices such as the S&P 500 and the Nasdaq 100 reaching new highs. Good performance of Emerging countries, except for China, while the rest of the leading markets closed unchanged or with losses, highlighting the case of the European ones. The good news that has kept investors interested in the development of Artificial Intelligence, such as the announcement by Apple of ChatGPT's integration into some of its operating systems, resulted in Technology leading the rises. The increase in uncertainty generated by the results of the European Parliament elections and the calling of legislative elections in France has led to the poor performance of the European stock markets. IRRs fell, helped by inflation in the US being more benign than expected, and subsequently by a certain search for a safe haven in the face of the increasing political uncertainty in Europe. This factor led to a rise in the spreads for French, peripheral and corporate bonds and to greater depreciation of the euro against the dollar.

A positive month for the fund, with a contribution from fixed income assets, equity and exposure to the dollar. Taking advantage of the rises, we moderated our exposure to equity. In fixed income, we have cut duration to 1.27 by selling positions in German 5-7 year bonds and increasing those in German 1-3 year bonds.

By asset



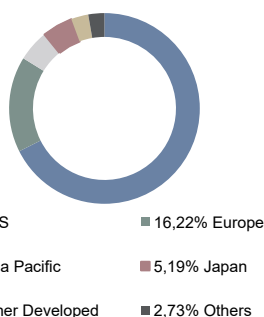
Ratings distribution



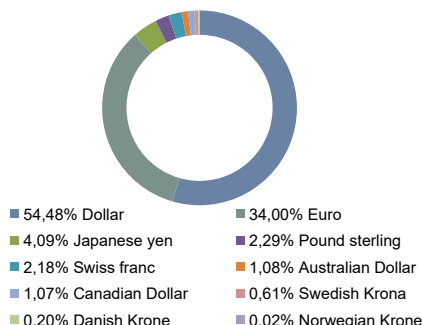
*Equities includes derivatives
The expressed % indicates the market neutral strategy for the fund management.

Duration on FI: 2,99

Equities by zone



Net exposure by currency



Fund management team

The fund management team comprises professionals dedicated solely to managing the Fund, with more than 15 years' experience in fund management. These professionals exhaustively analyse the market, handling the funds in the Elección range and profiled funds.

Portfolio breakdown

| | | | |
|-----------------------------|----------------|--|---------------|
| Money market | -15,75% | Emerging Fixed Income | 4,81% |
| Government debt | 23,69% | Amundi Euro Government Bond 3-5Y Ucits Etf | 1,49% |
| Buoni Ordinari del Tes 0% | 2,65% | Spdr Bloomberg Emerging Markets Local Bond Ucits | 1,26% |
| Buoni Ordinari del Tes | 2,64% | Amundi Euro Government Bond 5-7Y Ucits Etf | 1,09% |
| Buoni Ordinari del Tes 0% | 2,64% | Rest | 0,97% |
| Buoni Ordinari del Tes | 2,63% | Equity | 73,30% |
| Buoni Ordinari del Tes | 2,62% | Spdr S&P 500 Ucits Etf | 15,58% |
| Rest | 10,51% | Xtrackers Msci Usa Ucits Etf | 8,35% |
| Private fixed income | 13,95% | Xtrackers Msci Emerging Markets Ucits Etf | 5,96% |
| Crh Smw Finance Dac 4% Call | 0,35% | Xtrackers Msci Japan Ucits Etf | 3,81% |
| Banco Santander SA 3.25% | 0,33% | Xtrackers Msci Europe Ucits Etf | 1,20% |
| Caixabank SA 0.75% Call | 0,33% | Rest | 38,40% |
| Unicaja Banco SA 1% Call | 0,32% | | |
| Caixabank SA 0.625% Call | 0,31% | | |
| Rest | 12,31% | | |

Information for customers before investing

The customer will receive: a basic prospectus or key information document for investors and latest six-month report.

Information for customers after investing

As a unit holder, the customer will receive by post, or by email on prior request, a statement showing the position of all his/her funds (once a month if transactions have been made or at year end if none have been made), a six-month report, an annual report and (on prior request) quarterly reports. The customer may expressly request not to receive these periodic reports.

Customer transactions

Customers must sign an order slip to perform a transaction. The slip serves as documentary accreditation of the order to buy or sell units or shares, placed by the unit holder with the Fund Promoter. In the case of online purchases, for all intents and purposes, inputting the password needed to perform the transaction will be treated as an order placed by the unit holder with the Fund Promoter. The customer will subsequently receive a receipt with details showing that the order has been executed.

Restrictions on sale

This product cannot be sold to US citizens or residents because it is not possible to comply with the obligation to register in that country the assets sold to its citizens.

Subscription and redemption procedure

Orders placed by a unit holder after 3:00 p.m. or on a non-trading day will be processed along with those placed on the next trading day. Fund Promoters can establish cut-off times that are different to and earlier than those generally established by the Management Company, providing the Fund Promoter duly notifies the unit holder of the cut-off times established.

Clarifications

The management fee indicated on the first page of this document is split between the Fund Manager and the Fund Promoter – the latter receiving the fee as a distribution fee, in fulfilment of the agreements entered into between these parties.

Description of risks

Credit risk:

Investing in fixed income assets entails credit risk vis-à-vis the issuer and/or the issue. Credit risk is the risk that the issuer cannot repay the principal and interest when these are due. Credit rating agencies rate the solvency of some issuers/fixed income issues to indicate their probable credit risk. In general, the price of a fixed income security will go down if the obligation to settle the principal or interest is not fulfilled, if the rating agencies downgrade the credit rating for the issuer or issue, or if other news affects market perception of the credit risk. Issuers and issues with high credit ratings entail low credit risk, while issuers and issues with a medium credit rating entail moderate credit risk. A high level of credit risk is assumed if no rating is required for issuers of fixed income securities or if issuers or issues with a low credit rating are selected.

Risk of investment in emerging countries:

Investments in emerging countries may be more volatile than those in developed markets. Some of these countries may have relatively unstable governments, economies based on a limited number of industries, and securities markets on which few securities are traded. The risk of assets being nationalised or expropriated, and economic, political and social instability, are greater in emerging markets than in developed markets. Securities markets in emerging countries tend to have far lower trading volumes than a developed market, leading to a lack of liquidity and high price volatility.

Market risk:

Market risk is a general risk that results from investing in any type of asset. Asset prices depend especially on the status of the financial markets, and the issuer's economic performance, which, in turn, is affected by the general state of the global economy and economic and political circumstances in each country. In particular, investments carry the following risks:

•Market risk for investment in equities:

Deriving from fluctuations in the price of equities. The equities market is generally highly volatile and therefore the price of equities can fluctuate widely.

•Interest rate risk:

Variations or fluctuations in interest rates affect the price of fixed income assets. Increases in interest rates generally exert downward pressure on the price of these assets, while decreases in rates push up their price. The sensitivity of fixed income security prices to fluctuations in interest rates is greater the longer the security's term to maturity.

•Exchange rate risk:

Investing in assets in currencies other than the reference currency of the holding entails a risk stemming from fluctuations in exchange rates.

Sector or geographical concentration risk:

Concentrating a major part of investments in a single country or limited number of countries could involve assuming the risk of economic, political and social conditions in these countries having a significant impact on the returns on investment. Equally, the performance of a fund that concentrates investments in one economic sector or in a limited number of sectors will be closely linked to the performance of the companies in these sectors. Companies in the same sector often face the same hurdles, problems and regulatory burdens and, therefore, the price of their securities could fluctuate in a similar and more parallel manner to these or other market conditions. Consequently, concentration means that fluctuations in the prices of the assets in which investments have been made have a greater impact on the performance of the holding than if a more diversified portfolio is held.

Taxation

No tax is levied on the sale of units when the amount received from the sale is transferred to another investment fund marketed in Spain. Only resident taxpayers can benefit from this provision.

Individuals: A personal income tax withholding will be charged on any gains obtained, as per prevailing legislation.

In the case of dividend funds, with no redemptions of units, said dividends being included in the savings tax base.

How non-resident individuals are taxed will depend on their place of residence and whether a treaty is in place with an information exchange clause, as per prevailing legislation.

Bodies corporate: Gains on redemption are recognised as taxable income for corporation tax purposes. In the case of dividend funds, with no redemptions of units, said dividends being included in the corporation tax base.

Taxation for this product will depend on each customer's tax regime and their individual circumstances, and could vary in the future.

Description of risks

Liquidity risk:

Investing in securities with limited capitalisation and/or in markets of a small size and trading volume can restrict the liquidity of the investments. This can have a negative effect on the price at which positions have to be sold, bought or changed.

Risk of investment in derivative financial instruments:

The use of derivative financial instruments to hedge cash investments also entails risks. These include the possibility of an imperfect correlation between the movement in the value of the derivative contracts and the hedged items, whereby the hedge may not be as effective as planned.

Investing in derivative financial instruments involves other risks in addition to those entailed in cash investments, due to the leverage factor. This makes them especially sensitive to fluctuations in the price of the underlying and could multiply the loss in a portfolio's value.

Trading in derivative financial instruments other than on organised derivatives markets involves additional risks. These include the risk of a counterparty breaching its obligations, since there is no clearing house acting as intermediary between parties to ensure that trades are settled.

Other risks:

Given its nature, the Fund is also exposed to other types of risk: operational risks (due to operational errors in managing or administering the Fund), liquidity risk (due to potential losses on the portfolio because of having to unwind positions to make redemptions), management risk (as the portfolio's value is directly affected by the management thereof), fund turnover risk, fiscal risk, legal risk, etc.

Disclaimers

This document is for informational purposes only, is not considered advertising information and does not constitute an offer, solicitation or investment recommendation of the financial product(s) informed hereto. Decisions to invest in or divest from the fund must be made by the investor in accordance with the legal documents in force at every moment. The investments made by the fund are subject to market fluctuations and other risks inherent in investing in securities, so returns may vary both upwards and downwards, and it could be possible that the investor does not recover the amount initially invested. CaixaBank Asset Management Luxembourg, S.A. is the management company of the fund referred hereto, which is a Luxembourg collective investment scheme management company regulated by the Commission de Surveillance du Secteur Financier ("CSSF") and registered under number S-300. CaixaBank Asset Management Luxembourg, S.A. is domiciled at 46B, avenue J-F Kennedy L-1855, Luxembourg. BNP Paribas, Luxembourg Branch is the depositary entity of the fund and is registered in the corresponding register of the CSSF under number B-149. The entity in charge of portfolio management is CaixaBank Asset Management, SGIC, S.A.U., a Spanish management company of collective investment schemes regulated by the National Securities Market Commission ("CNMV") and registered in the CNMV's Registry of Management Companies of Collective Investment Schemes under number 15. CaixaBank Asset Management, S.G.I.I.C., S.A.U., is domiciled at Paseo de la Castellana 189, 28046, Madrid, with TIN A-08818965. The information contained herein has been prepared by CaixaBank Asset Management, S.G.I.I.C., S.A.U. as provider of marketing support services to CaixaBank, S.A. CaixaBank, S.A. with domicile at calle Pintor Sorolla, 2-4, 46002 Valencia, with TIN A-08663619, is registered in the Mercantile Registry of Valencia, Volume 10370, Sheet 1, Page V-178351 as well in the Special Administrative Registry of the Bank of Spain under the number 2100 as distributor of this fund.