

Mixed/Global

CNMV risk level

| | | | | | | |
|--------|---|---|--------|---|---|---|
| 1 | 2 | 3 | 4 | 5 | 6 | 7 |
| - Risk | | | + Risk | | | |

Fund data

| | |
|----------------------|----------------------------------|
| CNMV category: | International Mixed Fixed Income |
| CNMV number: | 4822 |
| CNMV reg. date: | 2014/10/31 |
| Registered office: | Spain |
| Custodian: | CECABANK |
| Valuation frequency: | Daily |

Data Class

| | |
|--------------------------------|--------------|
| CNMV registration date: | 2018/03/16 |
| Net asset value at 2025/03/20: | 97,2701 EUR |
| ISIN: | ES0114768023 |
| Bloomberg code: | BMDCART SM |
| Management fee*: | 0,320% |
| Custody fee*: | 0,020% |
| *% annual on fund assets | |
| Minimum entry: | 0 EUR |
| Minimum to maintain: | 0 EUR |

| | Fund | Class |
|-----------------------------------|--------|-------|
| 2025/03/20 | | |
| Total assets (EUR million) | 257,03 | 1,95 |
| Participants | 8.216 | 14 |

Risk and Return

Non-complex fund.

Main risks: market for investment in variable income, interest rate, exchange rate, investment in emerging countries, geographic or sectoral concentration, credit, liquidity and investment in derivative financial instruments. Sustainability risk

Historical risk information

| | |
|--|--------------|
| 1 year | Class |
| One-year Volatility at 2025/03/20 | 3,40% |

Investment Policy

The Fund invests more than 50% of its assets in CISs, mainly distributed. Under normal conditions, the investment in CISs will be around 75%.

It may have an exposure, either directly or indirectly, in equity assets (any area or sector), currencies, fixed income; as well as other financial assets whose return is linked to: volatility and variance, financial indices, country inflation, interest rates, exchange rates and currency.

There will be no predetermination either in terms of the type of asset, or in the portfolio distribution percentage according to capitalisation, issuers/markets (public/private), currencies, duration, rating, and may have up to 100% in low-quality assets (including not rated), economic sector, countries, and the entire portfolio may be invested in a geographic area (including emerging countries). Investing in low credit quality fixed income and investment in small capitalisation equity securities may adversely affect the liquidity of the Fund.

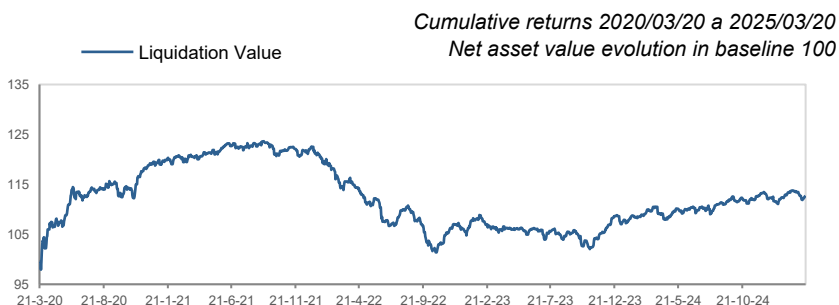
Under normal conditions, the total exposure to equities, directly or indirectly through CISs, will be 20% (and may range from 0% to 30%).

The recommended time horizon is 2 years.

For additional information information, you can find the full prospectus, the Key Information Document (KID), and the other legal information about the product on the website www.Caixabankassetmanagement.com, <https://www.CaixaBank.es>, and in the official site of the CNMV, www.cnmv.es.

THIS FUND CAN INVEST 100% OF ITS CAPITAL IN LOW CREDIT QUALITY FIXED INCOME ISSUANCES, THEREFORE, IT HAS A VERY HIGH CREDIT RISK.

Historic returns



Cumulative returns (%)

| | 1 month | 3 months | 6 months | 1 year | APR 3 years | APR 5 years |
|--------------|---------|----------|----------|--------|-------------|-------------|
| Class | -0,77% | 0,61% | 0,77% | 2,53% | -0,82% | 2,50% |

The performance data showed for this fund are calculated with the variation of the net asset values of the indicated time, not including the dividend paid. This fund has paid a quarterly dividend of 0,75% during the period shown in the tab.

Historical and Annual performance %

| | YTD* | 2024 | 2023 | 2022 | 2021 | 2020 |
|--------------|-------|-------|-------|---------|-------|--------|
| Class | 0,42% | 3,34% | 2,99% | -13,88% | 2,19% | -0,39% |

(*) Cumulative returns of the current year

Performance and Risk Statistics 5 years from 2020/03/20 to 2025/03/20

| APR | Best Month | Worst Month | Nº Positive Months | Nº Negative Months | Highest Drop | Recovery Days* |
|--------------|------------|-------------|--------------------|--------------------|--------------|----------------|
| 2,50% | 5,19% | -10,44% | 33 | 28 | -17,95% | Pending |

(*) Number of days elapsed to recover the maximum fall

Details of indirect fees charged are provided in the Fund prospectus.

Past performance is not a reliable indicator of future results.

Mixed/Global

CNMV risk level

| | | | | | | |
|--------|---|---|--------|---|---|---|
| 1 | 2 | 3 | 4 | 5 | 6 | 7 |
| - Risk | | | + Risk | | | |

Investment process

Involve direct and indirect investments to achieve the best balance in the composition of the funds; weighting the benefits of each investment. CaixaBank AM's investment decision-making process is top down and by consensus, based on a structure of committees that continuously monitors and keeps track of positions. Managers of pure assets (equities, fixed income, open-ended and alternative management) select a basket of assets within their field of expertise that enables the Board of Directors's recommendations and vision to be implemented as efficiently as possible vis-à-vis the composition of the funds in the Elección range and profiled funds.

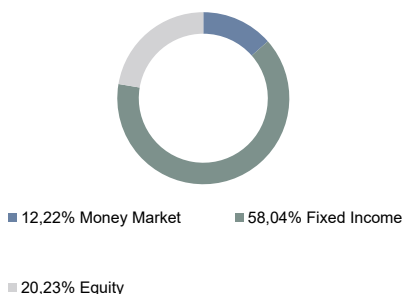
Manager comment

Unavailable

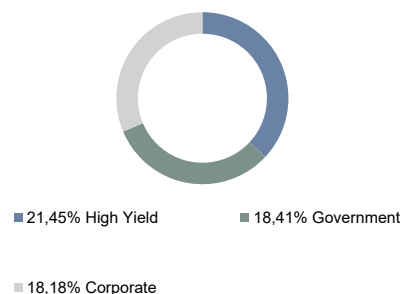
Fund management team

This is a multi-disciplinary team (including economists and mathematicians) that works closely together and has been managing CaixaBank Selección since its launch.

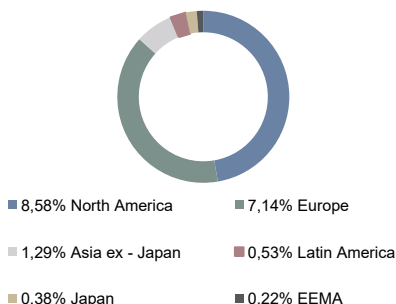
Asset type distribution



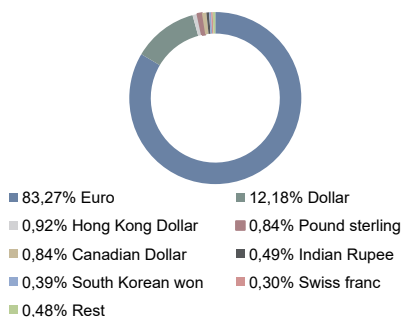
Fixed income distribution



Equity distribution



Currency exposure



Main securities in the portfolio 25/02/28

| | |
|--|-------|
| Schroder Isf Euro Hy-Iz Eur Dist | 8,27% |
| Robeco Financial Institutions Bnds -Ih Eur Acc | 8,12% |
| Pictet Eur St Hy-J Eur Acc | 8,10% |
| Trojan-O Eur Acc | 7,33% |
| Mfs Meridian Prudent Capital-Ah1eur | 7,14% |
| Dpam L Bnds Emergmkts Sust-F Eur Acc | 7,10% |
| Pictet Multi Asset Glb Oport.-I Eur Acc | 7,04% |
| Jpm Investment Glb Income-A (Div) Eur | 7,01% |
| Blackrock Glb Glb Allocation-I2 Eur Acc | 6,93% |
| Rco Valor-Is Eur Acc | 6,92% |

Information for customers before investing

The customer will receive: a basic prospectus or key information document for investors and latest six-month report.

Information for customers after investing

As a unit holder, the customer will receive by post, or by email on prior request, a statement showing the position of all his/her funds (once a month if transactions have been made or at year end if none have been made), a six-month report, an annual report and (on prior request) quarterly reports. The customer may expressly request not to receive these periodic reports.

Customer transactions

Customers must sign an order slip to perform a transaction. The slip serves as documentary accreditation of the order to buy or sell units or shares, placed by the unit holder with the Fund Promoter. In the case of online purchases, for all intents and purposes, inputting the password needed to perform the transaction will be treated as an order placed by the unit holder with the Fund Promoter. The customer will subsequently receive a receipt with details showing that the order has been executed.

Restrictions on sale

This product cannot be sold to US citizens or residents because it is not possible to comply with the obligation to register in that country the assets sold to its citizens.

Subscription and redemption procedure

Orders placed by a unit holder after 3:00 p.m. or on a non-trading day will be processed along with those placed on the next trading day. Fund Promoters can establish cut-off times that are different to and earlier than those generally established by the Management Company, providing the Fund Promoter duly notifies the unit holder of the cut-off times established.

Clarifications

The management fee indicated on the first page of this document is split between the Fund Manager and the Fund Promoter – the latter receiving the fee as a distribution fee, in fulfilment of the agreements entered into between these parties.

Description of risks

Credit risk:

Investing in fixed income assets entails credit risk vis-à-vis the issuer and/or the issue. Credit risk is the risk that the issuer cannot repay the principal and interest when these are due. Credit rating agencies rate the solvency of some issuers/fixed income issues to indicate their probable credit risk. In general, the price of a fixed income security will go down if the obligation to settle the principal or interest is not fulfilled, if the rating agencies downgrade the credit rating for the issuer or issue, or if other news affects market perception of the credit risk. Issuers and issues with high credit ratings entail low credit risk, while issuers and issues with a medium credit rating entail moderate credit risk. A high level of credit risk is assumed if no rating is required for issuers of fixed income securities or if issuers or issues with a low credit rating are selected.

Risk of investment in emerging countries:

Investments in emerging countries may be more volatile than those in developed markets. Some of these countries may have relatively unstable governments, economies based on a limited number of industries, and securities markets on which few securities are traded. The risk of assets being nationalised or expropriated, and economic, political and social instability, are greater in emerging markets than in developed markets. Securities markets in emerging countries tend to have far lower trading volumes than a developed market, leading to a lack of liquidity and high price volatility.

Market risk:

Market risk is a general risk that results from investing in any type of asset. Asset prices depend especially on the status of the financial markets, and the issuer's economic performance, which, in turn, is affected by the general state of the global economy and economic and political circumstances in each country. In particular, investments carry the following risks:

•Market risk for investment in equities:

Deriving from fluctuations in the price of equities. The equities market is generally highly volatile and therefore the price of equities can fluctuate widely.

•Interest rate risk:

Variations or fluctuations in interest rates affect the price of fixed income assets. Increases in interest rates generally exert downward pressure on the price of these assets, while decreases in rates push up their price. The sensitivity of fixed income security prices to fluctuations in interest rates is greater the longer the security's term to maturity.

•Exchange rate risk:

Investing in assets in currencies other than the reference currency of the holding entails a risk stemming from fluctuations in exchange rates.

Sector or geographical concentration risk:

Concentrating a major part of investments in a single country or limited number of countries could involve assuming the risk of economic, political and social conditions in these countries having a significant impact on the returns on investment. Equally, the performance of a fund that concentrates investments in one economic sector or in a limited number of sectors will be closely linked to the performance of the companies in these sectors. Companies in the same sector often face the same hurdles, problems and regulatory burdens and, therefore, the price of their securities could fluctuate in a similar and more parallel manner to these or other market conditions. Consequently, concentration means that fluctuations in the prices of the assets in which investments have been made have a greater impact on the performance of the holding than if a more diversified portfolio is held.

Taxation

No tax is levied on the sale of units when the amount received from the sale is transferred to another investment fund marketed in Spain. Only resident taxpayers can benefit from this provision.

Individuals: A personal income tax withholding will be charged on any gains obtained, as per prevailing legislation.

In the case of dividend funds, with no redemptions of units, said dividends being included in the savings tax base.

How non-resident individuals are taxed will depend on their place of residence and whether a treaty is in place with an information exchange clause, as per prevailing legislation.

Bodies corporate: Gains on redemption are recognised as taxable income for corporation tax purposes. In the case of dividend funds, with no redemptions of units, said dividends being included in the corporation tax base.

Taxation for this product will depend on each customer's tax regime and their individual circumstances, and could vary in the future.

Description of risks

Liquidity risk:

Investing in securities with limited capitalisation and/or in markets of a small size and trading volume can restrict the liquidity of the investments. This can have a negative effect on the price at which positions have to be sold, bought or changed.

Risk of investment in derivative financial instruments:

The use of derivative financial instruments to hedge cash investments also entails risks. These include the possibility of an imperfect correlation between the movement in the value of the derivative contracts and the hedged items, whereby the hedge may not be as effective as planned.

Investing in derivative financial instruments involves other risks in addition to those entailed in cash investments, due to the leverage factor. This makes them especially sensitive to fluctuations in the price of the underlying and could multiply the loss in a portfolio's value.

Trading in derivative financial instruments other than on organised derivatives markets involves additional risks. These include the risk of a counterparty breaching its obligations, since there is no clearing house acting as intermediary between parties to ensure that trades are settled.

Other risks:

Given its nature, the Fund is also exposed to other types of risk: operational risks (due to operational errors in managing or administering the Fund), liquidity risk (due to potential losses on the portfolio because of having to unwind positions to make redemptions), management risk (as the portfolio's value is directly affected by the management thereof), fund turnover risk, fiscal risk, legal risk, etc.

Sustainability risk:

This is any environmental, social or governance state or event that could have an actual or possible negative material effect on the value of an investment if it occurred.

The Management Company integrates these risks considering environmental, social and governance criteria when managing investments, in addition to traditional financial ones. They are taken into account when making investment decisions and are integrated into the entire investment process. The Fund's objectives are to generate value and obtain profitability for its clients by evaluating possible repercussions of sustainability risks that may impact the price of the underlying assets both positively and negatively and, in the latter case, negatively affect the net asset value of the stake. This risk will depend, among other things, on the type of issuer, sector of activity or its geographical location.

To assess the risks and opportunities of investments, the Manager takes as a reference the information published by the issuers of the assets and the evaluation of ESG risks by rating companies, platforms and databases, or by the Manager according to its own methodology. The Manager has staff specialised in interpreting these risks according to the type of product and its strategy.

The Manager makes its investment decisions by integrating risks into investment management for most categories and assets in the Fund's portfolio, applying one or more mechanisms depending on the type of asset with respect to the companies in which it invests. By selecting them, the Fund will be able to buy and hold securities of issuers with low ESG characteristics.

Disclaimers

This document is for information purposes only and is not considered to be an advertising activity pursuant to Rule 3.2 of the Spanish securities market regulator (CNMV) Circular 2/2020 on the advertising of investment products and services. It is merely a product information sheet and does not constitute any investment offer, application or recommendation for the financial product/s on which it contains information.

The information contained in this document has been prepared by CaixaBank Asset Management SGIIC, S.A.U.

Investors should decide about investing in and divesting from the funds based on the legal documents in force. The investments of the funds are subject to market fluctuations and other risks inherent in investing in securities.

Consequently the acquisition value of the Fund and the yields obtained can go down as well as up and investors may not get back the same amount they initially invested.

CaixaBank Asset Management, SGIIC, S.A.U., is the manager of the investment funds referred to in this document. CaixaBank Asset Management SGIIC, S.A.U., is a Spanish collective investment institution manager regulated by the National Securities Market Commission (CNMV) and registered in the CNMV's Collective Investment Institution Manager Register with number 15.

CaixaBank Asset Management SGIIC, S.A.U.,'s registered address is Paseo de la Castellana 189, Madrid, Tax ID (NIF) A-08818965. CECABANK, S.A. is the custodian for the funds and is registered in the corresponding CNMV register with number 236.

The marketer for the funds is CaixaBank, S.A., registered address Calle Pintor Sorolla, 2-4, 46002 Valencia, with Tax ID (NIF) A08663619, registered in the Valencia Company Register, Volume 10370, Folio 1, Sheet V-178351, and registered in the Bank of Spain's Special Administrative Register with number 2100.